

## Warewashing

### Electric Personal Protective Equipment (PPE) Washer with electronic control, drain pump, detergent dispenser, Fire Brigade

ITEM # \_\_\_\_\_

MODEL # \_\_\_\_\_

NAME # \_\_\_\_\_

SIS # \_\_\_\_\_

AIA # \_\_\_\_\_


**506064**  
**(EPPWELGFB)**

Electric Personal Protective Equipment (PPE) Washer with electronic control, drain pump, detergent dispenser, Fire Brigade

### Short Form Specification

**Item No.** \_\_\_\_\_

304 AISI stainless steel front and side panels, wash tank, tank filter and wash and rinse arms. Double skinned insulated door divided in 2 parts with 180° frontal opening. N. 4 washing cycles.

Built-in atmospheric, insulated water boiler (10,5 kW), 18-liter capacity, combined with rinse booster pump guarantee a constant hot rinse temperature of 60°C. Boiler with 304 welding for protection against corrosion. Wash Safe Control assures the correct water temperature and pressure during the rinse phase to guarantee a perfect rinsing performance independent from the water pressure in the network (min. 0,5 bar).

High efficiency air gap (class A) in water inlet circuit to avoid water being syphoned back into the network as a result of a sudden drop in mains pressure. Fault auto-diagnosis system. Self-cleaning cycle. Drain pump and detergent dispenser included.

Pre-arrangements for connection to an Energy Management device and to an automatic detergent dispenser. WRC compliant components.

Cell dimensions mm1340x710x570h.

Load capacity: n.6x1/1 GN.

For front-feed loading. IPX5 water protection.

Supplied with: n. 1 basket in stainless steel and n. 2 racks for containers and trays.

### Main Features

- Industrial cleaning machine to wash and sanitize protective personal equipments in steel, composite, rubber, fabric, plastic etc. from grease, residues of combustion gases, toxins etc. in just few minutes to save time and minimize contamination
- Door divided in two parts with 180° frontal opening for a better and easier load.
- Fault auto-diagnosis system. Self-cleaning cycle. Drain pump and detergent dispenser included.
- Pre-arrangements for connection to an automatic detergent dispenser.
- IPX5 water protection.
- Low noise level.
- Simple service from the front.

### Construction

- 304 AISI stainless steel front and side panels, wash tank, tank filter and wash and rinse arms.
- Equipped with side washing arms in addition to upper and lower wash arms.

**APPROVAL:** \_\_\_\_\_

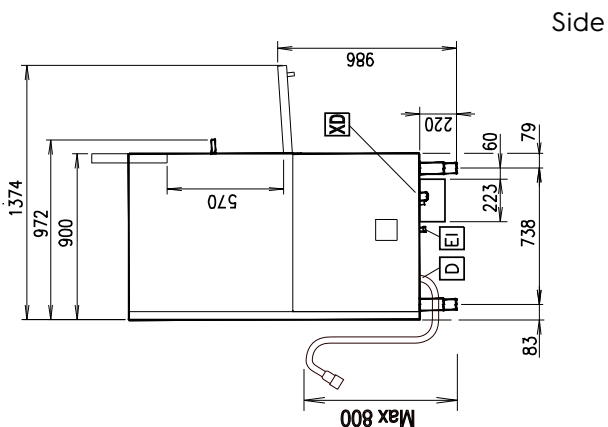
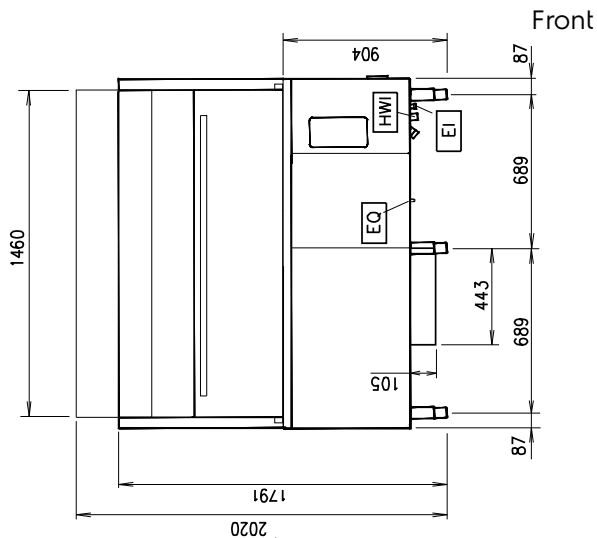


### Included Accessories

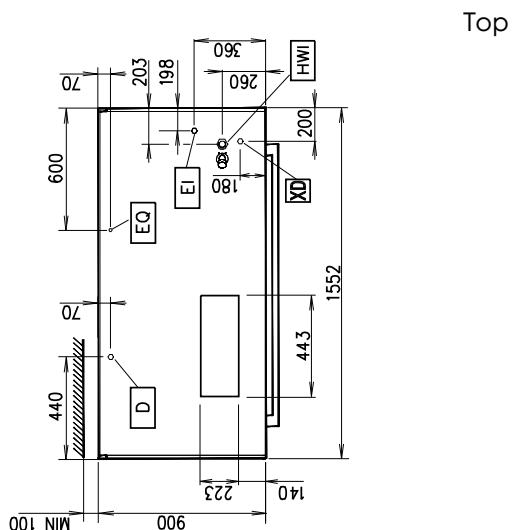
- 1 of Reinforced stainless steel basket for PNC 864395 pot&pan, 1351mm

### Optional Accessories

- |   |            |                          |
|---|------------|--------------------------|
| • Filter for total demineralization   | PNC 864015 | <input type="checkbox"/> |
| • Filter for partial demineralization   | PNC 864017 | <input type="checkbox"/> |
| • Kit to measure total and partial water hardness   | PNC 864050 | <input type="checkbox"/> |
| • Filter for total demineralization   | PNC 864367 | <input type="checkbox"/> |
| • Reinforced stainless steel basket for pot&pan, 1351mm   | PNC 864395 | <input type="checkbox"/> |
| • Kit basket insert for 4 breathing masks for Personal Protective Equipment (PPE) Washer (L+UC)   | PNC 913702 | <input type="checkbox"/> |
| • Kit holder for 12 universal lung regulators for Personal Protective Equipment (PPE) Washer (L)  | PNC 913704 | <input type="checkbox"/> |
| • Universal stainless steel basket (500x500mm) for Personal Protective Equipment (PPE) Washer (UC)  | PNC 913705 | <input type="checkbox"/> |
| • Kit flexible holders for 6 carrier plates with breathing air cylinders or 12 breathing air cylinders for Personal Protective Equipment (PPE) Washer (L) | PNC 913706 | <input type="checkbox"/> |



D = Drain  
 EI = Electrical inlet (power)  
 EO = Electrical Outlet  
 HWI = Hot water inlet  
 XD = Detergent connection



### Electric

Supply voltage:	506064 (EPPWELGFB)	400 V/3N ph/50 Hz
Default Installed Power:		17 kW
Electrical power max.:		26 kW
Wash pump power:		5 kW

### Water:

Pressure, bar min/max:	0.5-7 bar
Washing tank capacity (lt):	150
Boiler Capacity (lt):	18
Washing cycle electrical elements:	10,5 kW
Hot rinse cycle duration (sec.):	ISO 9001; ISO 14001

### Key Information:

Washing cycle temperature:	55-65 °C
Hot rinse cycle temperature:	60 °C
N° of working cycles:	4 (180/360/540/inf)
Cell dimensions - width:	1340 mm
Cell dimensions - depth:	710 mm
Cell dimensions - height:	570 mm
External dimensions, Width:	1552 mm
External dimensions, Depth:	900 mm
External dimensions, Height:	1791 mm
Net weight:	300 kg
Shipping weight:	380 kg
Shipping height:	2090 mm
Shipping width:	1770 mm
Shipping depth:	1130 mm
Shipping volume:	4.18 m <sup>3</sup>

### Sustainability

Water supply temperature*:	50 °C
Rinsing water consumption (per cycle):	12 lt